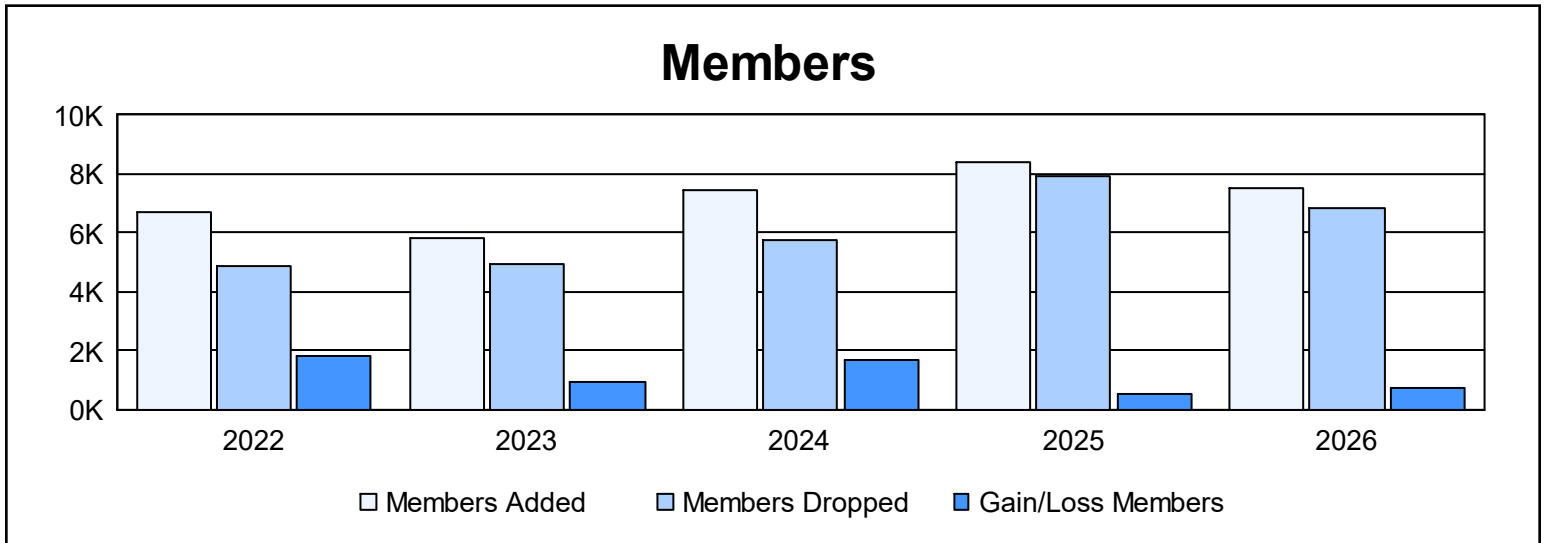
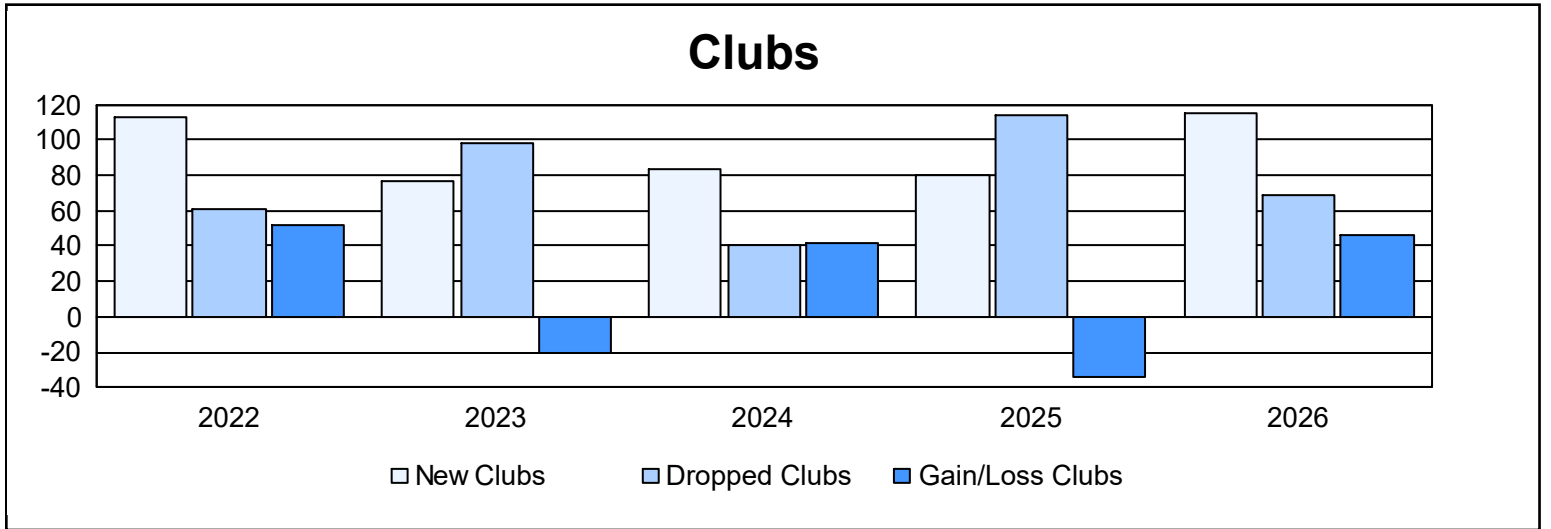
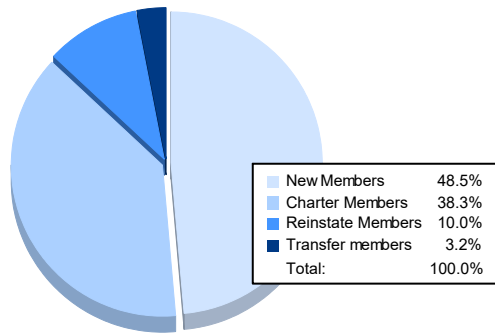


Year	New Clubs	Dropped Clubs	Gain/ Loss Clubs	New Members	Charter Members	Reinstate Members	Transfer Members	Total Member Added	Total Members Dropped	Gain/ Loss Members
2021-2022	113	61	52	3,336	2,957	333	72	6,698	4,873	1,825
2022-2023	77	98	-21	2,834	2,629	296	83	5,842	4,913	929
2023-2024	83	41	42	3,971	2,447	610	411	7,439	5,733	1,706
2024-2025	80	114	-34	4,638	2,114	994	672	8,418	7,915	503
2025-2026	115	69	46	3,662	2,896	754	241	7,553	6,841	712
Average	94	77	17	3,688	2,609	597	296	7,190	6,055	1,135



Membership Composition May 2026 Cumulative



Gender Composition May 2026 Cumulative

